

LS
landscape
structures



The play components identified on this plan are IPEMA certified. (Unless model number is preceded with *) The use and layout of these components conform to the requirements of ASTM F1487.

THIS PLAY AREA & EQUIPMENT IS DESIGNED FOR AGES 2-12 YEARS UNLESS OTHERWISE NOTED ON PLAN.

IT IS THE MANUFACTURERS OPINION THAT THIS PLAY AREA DOES NOT CONFORM TO THE A.D.A. ACCESSIBILITY STANDARDS

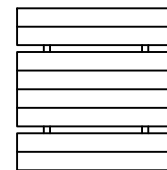
THIS CONCEPTUAL PLAN WAS BASED ON INFORMATION AVAILABLE TO U.S. PRIOR TO CONSTRUCTION, DETAILED SITE INFORMATION INCLUDING SITE DIMENSIONS, TOPOGRAPHY, EXISTING UTILITIES, SOIL CONDITIONS, AND DRAINAGE SOLUTIONS SHOULD BE OBTAINED, EVALUATED, & UTILIZED IN THE FINAL DESIGN. PLEASE VERIFY ALL DIMENSIONS OF PLAY AREA, SIZE, ORIENTATION, AND LOCATION OF ALL EXISTING UTILITIES, EQUIPMENT, AND SITE FURNISHINGS PRIOR TO ORDERING. SLIDES SHOULD NOT FACE THE HOT AFTERNOON SUN.

CHOOSE A PROTECTIVE SURFACING MATERIAL THAT HAS A CRITICAL HEIGHT VALUE TO MEET THE MAXIMUM FALL HEIGHT FOR THE EQUIPMENT (REF. ASTM F1487 STANDARD CONSUMER SAFETY PERFORMANCE SPECIFICATION FOR PLAYGROUND EQUIPMENT FOR PUBLIC USE, SECTION 8 CURRENT REVISION).


DESIGNED BY:

COPYRIGHT: 12/28/11
LANDSCAPE STRUCTURES, INC.
601 7th STREET SOUTH - P.O. BOX 198
DELUO, MINNESOTA 55328
PH: 1-800-325-0035 FAX: 1-763-972-6091

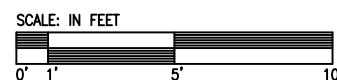
Date	Previous Drawing #	Initials



113139
5' POLY PICNIC TABLE
W/2 5' SEATS
(MOVABLE)



111640
8' CONTOUR
POLY BENCH W/BACK
W/2 ARMRESTS



Design
#2585

Landscape
Structures

SYSTEM TYPE:
No-Structure

DRAWING #:
2585

