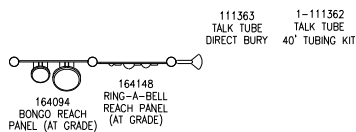


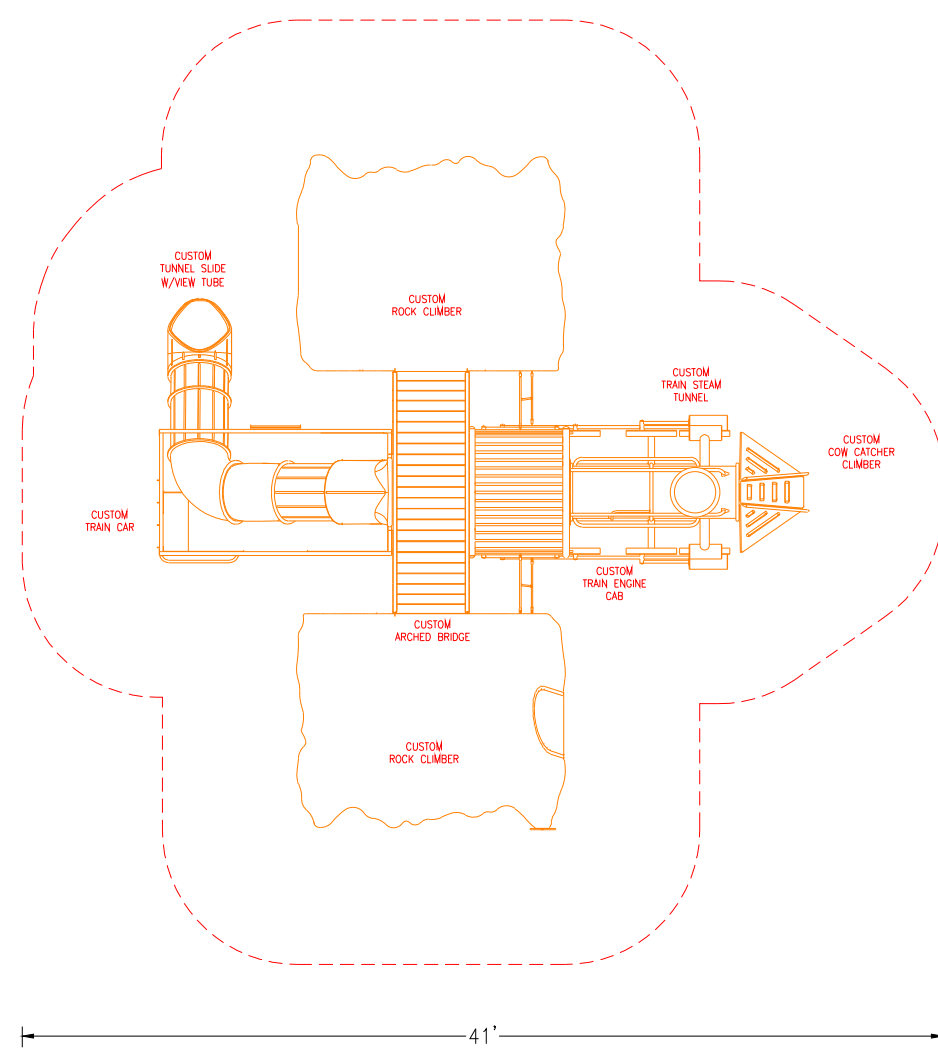
PlayBooster®
(5-12 years)
Max Fall Height: 144 inches

40'-5"

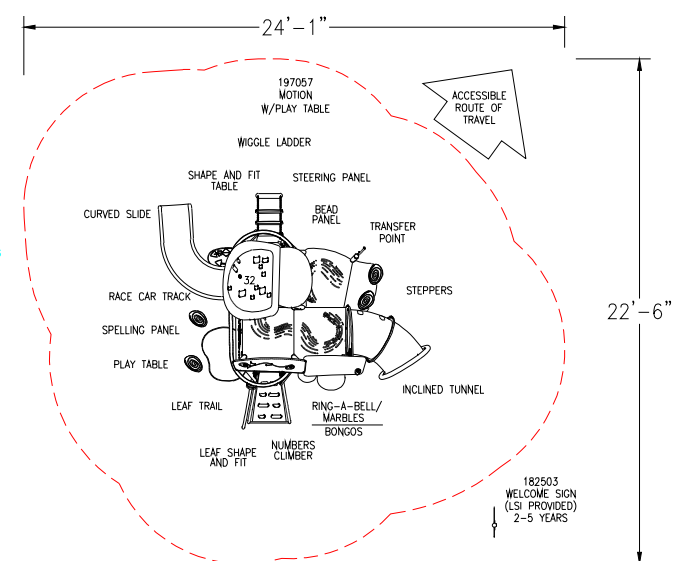
42'-1"



47'-4"



Smart Play®
(2-5 years)
Max Fall Height: 32 inches



22'-6"

TOTAL SQUARE FOOTAGE
5,738 SQ. FT.

5-12 YEARS

2-5 YEARS

| | | | | |
|--|----|----------|---|--|
| TOTAL ELEVATED PLAY COMPONENTS | 15 | | | |
| TOTAL ELEVATED COMPONENTS ACCESSIBLE BY RAMP | 0 | REQUIRED | 0 | |
| TOTAL ELEVATED COMPONENTS ACCESSIBLE BY TRANSFER | 8 | REQUIRED | 8 | |
| TOTAL ACCESSIBLE GROUND LEVEL COMPONENTS SHOWN | 5 | REQUIRED | 5 | |
| TOTAL DIFFERENT TYPES OF GROUND LEVEL COMPONENTS | 5 | REQUIRED | 5 | |

| | | | | |
|--|----|----------|---|--|
| TOTAL ELEVATED PLAY COMPONENTS | 10 | | | |
| TOTAL ELEVATED COMPONENTS ACCESSIBLE BY RAMP | 0 | REQUIRED | 0 | |
| TOTAL ELEVATED COMPONENTS ACCESSIBLE BY TRANSFER | 9 | REQUIRED | 5 | |
| TOTAL ACCESSIBLE GROUND LEVEL COMPONENTS SHOWN | 3 | REQUIRED | 3 | |
| TOTAL DIFFERENT TYPES OF GROUND LEVEL COMPONENTS | 3 | REQUIRED | 3 | |

landscape structures

IT IS THE MANUFACTURERS OPINION AND INTENT THAT THE USE AND LAYOUT OF THESE COMPONENTS CONFORM WITH THE AMERICAN SOCIETY FOR TESTING AND MATERIALS (ASTM) STANDARD ASTM F1487

THIS PLAY AREA & PLAY EQUIPMENT IS DESIGNED FOR AGES 5-12 YEARS UNLESS OTHERWISE NOTED ON PLAN.

IT IS THE MANUFACTURERS OPINION THAT THIS PLAY AREA DOES CONFORM TO THE A.D.A. ACCESSIBILITY STANDARDS, ASSUMING AN ACCESSIBLE PROTECTIVE SURFACING IS PROVIDED, AS INDICATED, OR WITHIN THE ENTIRE USE ZONE.

THIS CONCEPTUAL PLAN WAS BASED ON INFORMATION AVAILABLE TO US. PRIOR TO CONSTRUCTION, DETAILED SITE INFORMATION INCLUDING SITE DIMENSIONS, TOPOGRAPHY, EXISTING UTILITIES, SOIL CONDITIONS, AND DRAINAGE SOLUTIONS SHOULD BE OBTAINED, EVALUATED, & UTILIZED IN THE FINAL DESIGN. PLEASE VERIFY ALL DIMENSIONS OF PLAY AREA, SIZE, ORIENTATION, AND LOCATION OF ALL EXISTING UTILITIES, EQUIPMENT, AND SITE FURNISHINGS PRIOR TO ORDERING. SLIDES SHOULD NOT FACE THE HOT AFTERNOON SUN.

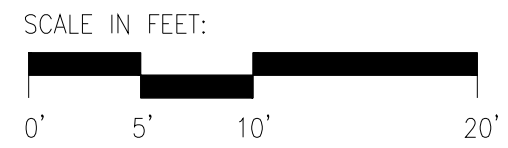
CHOOSE A PROTECTIVE SURFACING MATERIAL THAT HAS A CRITICAL HEIGHT VALUE TO MEET THE MAXIMUM FALL HEIGHT FOR THE EQUIPMENT (REF. ASTM F1487 STANDARD CONSUMER SAFETY PERFORMANCE SPECIFICATION FOR PLAYGROUND EQUIPMENT FOR PUBLIC USE, SECTION 8 CURRENT REVISION). THE SUBSURFACE MUST BE WELL DRAINED. IF THE SOIL DOES NOT DRAIN NATURALLY IT MUST BE TILED OR SLOPED 1/8" TO 1/4" PER FOOT TO A STORM SEWER OR A "FRENCH DRAIN".

ACCESSIBLE/PROTECTIVE
LOOSE FILL MATERIAL
(ENGINEERED WOOD FIBER SUGGESTED)

DESIGNED BY:

COPYRIGHT: 6/1/2017
LANDSCAPE STRUCTURES, INC.
601 7th STREET SOUTH - P.O. BOX 198
DELANO, MINNESOTA 55328
Ph: 1-800-328-0035 FAX: 1-763-972-6091

| | | |
|------|--------------------|----------|
| Date | Previous Drawing # | Initials |
| | | |



Railroad Park
Morgan Hill, CA

Ross Recreation
Equipment Company

SYSTEM TYPE:
PlayBooster/Smart Play

DRAWING #:
97525-2-3/94494-1-1

